



OPERATING WEIGHT	2.85 t
ENGINE OUTPUT	19 kW (25.8 HP)
BUCKET CAPACITY	32-110 l
MAX. DIG DEPTH	2.8 m
MAX. REACH	4.8 m



Mini Excavator TC29

Technical data

Engine	
Manufacturer, model	Mitsubishi, S4L
Type	4-cylinder diesel engine, EPA/Tier 2
Combustion	4-stroke, swirl chamber injection
Net power rating at 2,200 rpm (ISO 9249)	19 kW (25.8 hp)
Displacement	1,500 cm ³
Max. torque	88 Nm @ 1,600 rpm
Cooling system	Water
Electrical system	
Nominal voltage	12 V
Battery	12 V / 74 Ah
Generator	12 V / 50 A
Starter	12 V / 2.0 kW
Power Transmission	
Two-stage hydrostatic travel drive with axial piston variable displacement motor and reduction gear, fully enclosed. "Straight-Travel"-function standard. Brake valve for downhill drive.	
Travel speed, forward and reverse	0-2.7 / 4.7 km/h
Max. gradeability	60 %
Drawbar pull 1 st / 2 nd speed range	2,800 / 1,100 daN
Undercarriage	
Maintenance-free crawler-type undercarriage. Idler suspension with hydraulic crawler tensioning.	
Width rubber crawlers / steel crawlers	300 mm
Tread width	1,100 mm
Total length (sprocket - idler)	1,390 mm
Total length (undercarriage)	1,830 mm
Dozer blade	
Dozer blade available in "standard" and "extra-long" version, independent of drive train, sensitive control via hand lever.	
Width x height ("standard" / "extra-long")	1,410 x 330 mm
Dozer cut below ground	285 / 296 mm
Dozer lift above ground	206 / 406 mm
Slope angle	22° / 28°
Slope balance	9,2° / 8,1°
Steering	
Independent, individual control of crawlers, also counterwise. Sensitive control via hand levers combined with foot pedals. Pedal console serving as foot rest.	
Swing system	
Hydrostatic drive, also acts as wear-resistant brake. Additional spring-loaded multi-disc brake. Internally toothed ring gear.	
Swing speed	0-10 min ⁻¹
Knickmatik®	
Lateral parallel adjustment of boom arrangement at full digging depth.	
Angle of articulation / lateral adjustment left	60° / 445 mm
Angle of articulation / lateral adjustment right	60° / 595 mm
Fluid Capacities	
Fuel tank	52 l
Hydraulic system (tank 71 l)	85 l

Operating data, standard equipment

Transport weight (incl. bucket)	2,850 kg
Operating weight acc. to ISO 6016 (incl. operator)	2,925 kg
Total length (travel position)	3,100 mm
Total length (trailer transport position)	4,677 mm
Total height (travel position)	3,000 mm
Total width	1,400 mm
Uppercarriage tailswing	1,300 mm
Uppercarriage frontswing	1,525 mm
Working envelope 180° / 360°	2,800 / 3,050 mm
Ground clearance	270 mm
Bucket digging force (ISO 6015)	21,300 N
Stick digging force (ISO 6015)	13,600 (11,900*) N
Ground pressure (rubber crawlers)	0.27 daN/cm ²
Ground pressure (steel crawlers)	0.28 daN/cm ²

Hydraulic system

Working hydraulics: LS-axial-piston variable displacement pump, load sensing and load-independent flow division (LUDV) for all work functions and travel drive. Simultaneous independent control of all movements.

Max. working pressure 210 bar

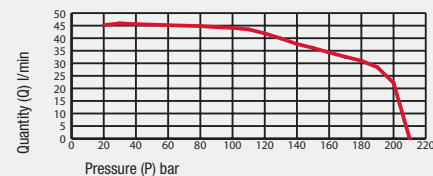
Max. pump capacity 99 l/min

Tank-immersed return filter with electric contamination indicator, full flow filtration. Hydraulic oil radiator provided as standard. Boom, dipperstick and articulated cylinders with end-positioning damping on both sides, bucket retract function with one-side end-position damping.

Open return provided as standard. All functions can be activated proportionally. Two servo-assisted joystick controls for excavator operations. Shut-off of all functions when operator dismounts from machine.

Control circuit for work attachments (standard):

Diagram shows P/Q provided on couplers.



Cab

Spacious, sound-insulated full-vision steel cab, FOPS** (acc. to ISO 3449) and TOPS (acc. to ISO 12117) certified. Two equally large doors. Safety glass windows, thermo windows tinted in green. Skylight thermo window, bronze tinted. Panoramic rear window. Front window supported by pneumatic springs, lockable for ventilation and slidable under cab roof. Windshield washer system. Storage box. Radio pre-installation. Left-hand outside rear-view mirror.

Cab heating with windshield defroster through coolant heat exchanger and 2-speed fan, ventilating mode in summer.

Fabric-covered, mechanically cushioned driver's seat with armrests, height, tilt and weight adjustments. Lap seat belt.

Instrument panel on the right hand side of the operator's seat with visual & acoustic warning device, hour-meter, instrument cluster with large fuel gauge. Working flood lights Halogen H-3.

Noise emission ambience L_{WA} 94 dB (A)

Noise emission cab L_{PA} 80 dB (A)

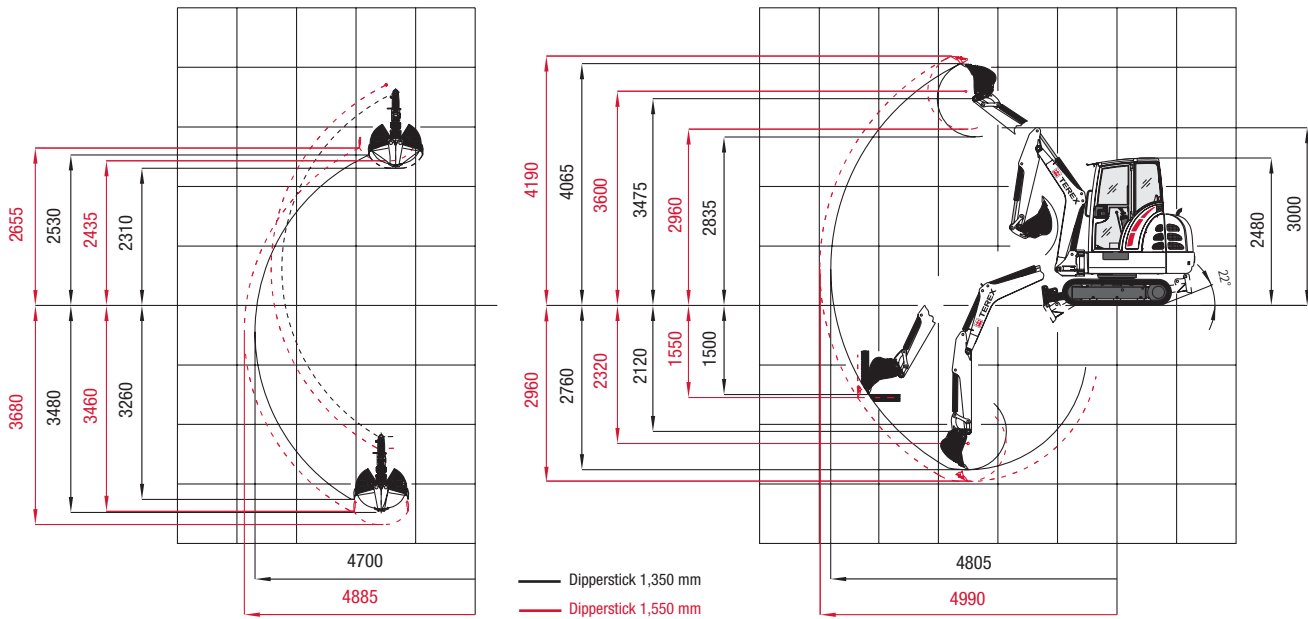
Measured in dynamic measuring cycle acc. to EEC-directive 2000/14.

*with dipperstick 1,550 mm (optional)

**FOPS-approved only with skylight guard (optional)

Mini Excavator TC29

Working ranges: Monobloc boom



Lifting capacities

Bucket hinge height		Load radius from center of ring gear									
Dipperstick 1,350 mm		2.0 m		2.5 m		3.0 m		3.5 m		4.0 m	
		End	Side	End	Side	End	Side	End	Side	End	Side
2.0 m	S	-	-	0.83	0.68	0.78	0.54	0.66	0.39	-	-
	T	-	-	0.68	0.66	0.53	0.53	0.38	0.38	-	-
1.0 m	S	1.41	0.94	1.04	0.67	0.91	0.51	0.77	0.38	0.54	0.32
	T	0.85	0.93	0.67	0.66	0.45	0.49	0.36	0.37	0.30	0.31
0 m	S	1.35	0.81	0.98	0.58	0.75	0.48	0.62	0.37	0.52	0.32
	T	0.76	0.78	0.56	0.57	0.45	0.46	0.35	0.36	0.29	0.30
-1.0 m	S	1.04	0.88	0.85	0.52	0.68	0.46	0.45	0.37	-	-
	T	0.75	0.82	0.50	0.51	0.43	0.45	0.35	0.36	-	-

All values in tons (t) were determined acc. to ISO 10567 and include a stability factor of 1.33 or 87% of the hydraulic lifting capacity. All values were determined with quick-attach system but without bucket. In case of mounted-on work attachments, the deadweights of the work attachments must be deducted from the permissible payloads.

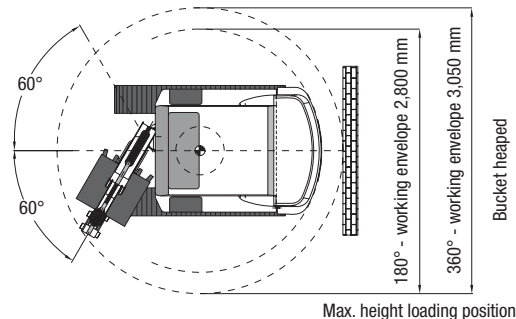
Working equipment: Rubber crawlers.

Abbreviations: S = Supported by blade, T = Traveling

Dimensions

Working equipment:

Monobloc boom with dipperstick 1,350 mm



Terex GmbH Schaeffstrasse 8
D-74595 Langenburg, Germany

PHONE +49 (0)7905 / 58-0 FAX +49 (0)7905 / 58114
EMAIL info@terex-schaeff.com WEB terex-schaeff.de

TC290108-EN (2) Effective date: January 2008. Product specifications and prices are subject to change without notice or obligation. The photographs and/or drawings in this document are for illustrative purposes only. Refer to the appropriate Operator's Manual for instructions on the proper use of this equipment. Failure to follow the appropriate Operator's Manual when using our equipment or to otherwise act irresponsibly may result in serious injury or death. The only warranty applicable to our equipment is the standard written warranty applicable to the particular product and sale and Terex makes no other warranty, express or implied. Products and services listed may be trademarks, service marks or trade-names of Terex Corporation and/or its subsidiaries in the USA and other countries. All rights are reserved. Terex® is a registered trademark of Terex Corporation in the USA and many other countries. Copyright 2008 Terex Corporation.