



OPERATING WEIGHT	5.0 t
ENGINE OUTPUT	26.5 kW (36 HP)
BUCKET CAPACITY	75-245 l
MAX. DIG DEPTH	3.7 m
MAX. REACH	6.2 m



Mini Excavator TC50

Technical data

Engine	
Manufacturer, model	Yanmar 4TNV88
Type	4-cylinder diesel engine, EPA/Tier 4 Interim (2008)
Combustion	4-stroke, direct fuel injection
Displacement	2,190 cm ³
Net power rating at 2,200 rpm (ISO 9249)	26.5 kW (36 hp)
Max. torque	138 Nm @ 1,800 rpm
Cooling system	Water
Electrical system	
Nominal voltage	12 V
Battery	12 V / 74 Ah
Generator	12 V / 50 A
Starter	12 V / 2.0 kW
Power Transmission	
Two-stage hydrostatic travel drive with axial piston variable displacement motor and reduction gear, fully enclosed. "Straight-Travel"-function standard. Brake valve for downhill drive.	
Travel speed, forward and reverse	0-2.8 / 5.0 km/h
Auto-2-speed.	
Max. gradeability	60 %
Drawbar pull 1 st / 2 nd speed range	4,280 / 2,400 daN
Undercarriage	
Torsion-proof welded design. Crawler unit carriers in sloped design for dirt outlet. Maintenance-free crawler-type undercarriage. Idler suspension with hydraulic crawler tensioning.	
Width rubber crawlers / steel crawlers	400 mm
Tread width	1,590 mm
Total length (sprocket - idler)	1,920 mm
Total length (undercarriage)	2,430 mm
Dozer blade	
Independent of drive train, sensitive control via hand lever.	
Width x height	1,990 x 400 mm
Dozer cut below ground / Dozer lift above ground	220 / 500 mm
Slope angle	38°
Steering	
Independent, individual control of crawlers, also counterwise. Sensitive control via hand levers combined with foot pedals. Pedal console serving as foot rest.	
Swing system	
Hydrostatic drive, also acts as wear-resistant brake. Additional spring-loaded multi-disc brake. Internally toothed ring gear.	
Swing speed	0-10 min ⁻¹
Knickmatik®	
Lateral parallel adjustment of boom arrangement at full digging depth.	
Angle of articulation / lateral adjustment left	67° / 860 mm
Angle of articulation / lateral adjustment right	64° / 770 mm
Fluid Capacities	
Fuel tank	65 l
Hydraulic system (incl. tank 60 l)	90 l

Operating data, standard equipment

Transport weight (incl. QAS, without bucket)	4,820 kg
Operating weight acc. to ISO 6016 (incl. operator)	5,020 kg
Total length (travel position)	3,570 mm
Total height (travel position)	3,895 mm
Total width (Undercarriage)	1,990 mm
Total width (Uppercarriage)	1,850 mm
Uppercarriage tailswing	995 mm
Uppercarriage frontswing	2,020 mm
Working envelope 180° / 360°	3,015 / 4,040 mm
Ground clearance	360 mm
Bucket digging force (ISO 6015)	31,200 N
Stick digging force (ISO 6015)	27,000 (23,800*) N
Ground pressure (rubber crawlers)	0.27 daN/cm ²
Ground pressure (rubber crawlers)	0.28 daN/cm ²

Hydraulic system

Working hydraulics: LS-axial-piston variable displacement pump, load sensing and load-independent flow distribution (LUDV) for all work functions und travel drive. Simultaneous independent control of all movements.

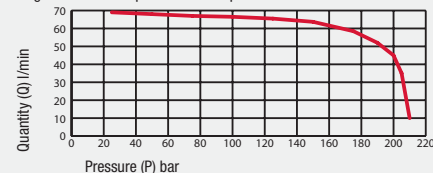
Max. working pressure	250 bar
Max. variable pump capacity	140 l/min

Tank-immersed return filter with electric contamination indicator, full flow filtration. Hydraulic oil radiator provided as standard. Boom, dipperstick and articulated cylinders with end-positioning damping on both sides, bucket retract function with one-side end-position damping.

Open return provided as standard. All functions can be activated proportionally. Two servo-assisted joystick controls for excavator operations. Shut-off of all functions when operator dismounts from machine.

Control circuit for work attachments (standard):

Diagram shows P/Q provided on couplers.



Cab

Spacious, sound-insulated full-vision steel cab, FOPS** (acc. to ISO 3449) and TOPS (acc. to ISO 12117) certified. Door with large entry zone on left-hand side. Sliding window on right-hand side. Safety glass windows, thermo windows tinted in green. Skylight thermo window, bronze tinted. Panoramic rear window. Front window supported by pneumatic springs, lockable for ventilation and slidable under cab roof. Fixed window part without frame which obstructs the forward view. Windshield washer system. Storage box. Radio pre-installation. Left-hand outside rear-view mirror.

Cab heating with windshield defroster through coolant heat exchanger and 2-speed fan, ventilating mode in summer.

Fabric-covered, mechanically cushioned driver's seat with armrests, height, tilt and weight adjustments. Lap seat belt.

Instrument panel on the right hand side of the operator's seat with visual & acoustic warning device, hour-meter, instrument cluster with large fuel gauge.

Working flood lights Halogen H-3 front left.

Noise emission ambience L_{WA} 94 dB (A)

Noise emission cab L_{PA} 79 dB (A)

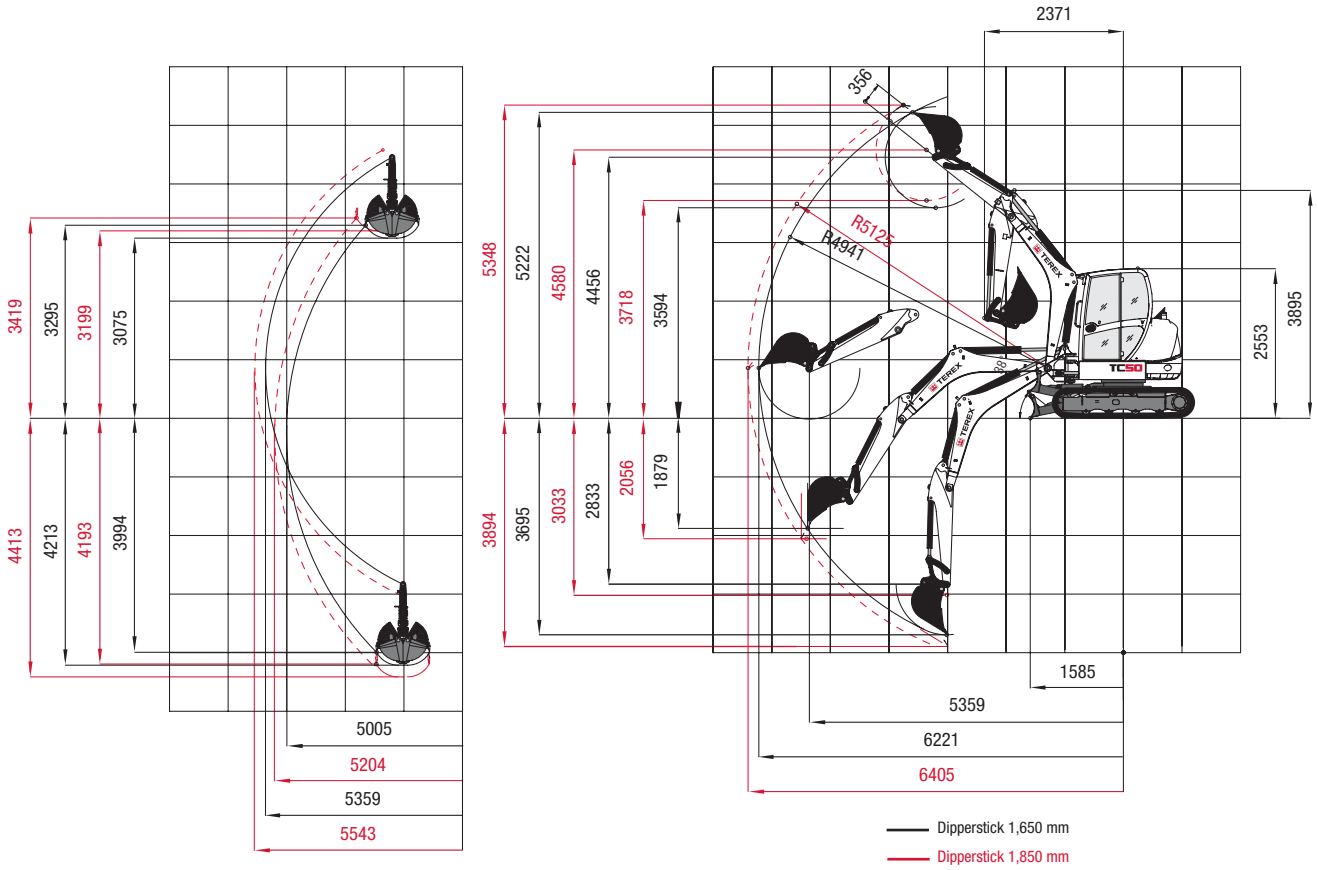
Yellow beacon, radio, immobilizer (anti-theft device), working floodlights prepared for optional installation.

*with dipperstick 1,850 mm (optional)

**FOPS-approved only with skylight guard (optional)

Mini Excavator TC50

Working ranges: Monobloc boom



Lifting capacities

Bucket hinge height		Load radius from center of ring gear													
Dipperstick 1,650 mm		2.5 m		3.0 m		3.5 m		4.0 m		4.5 m		5.0 m		5.3 m	
		End	Side	End	Side	End	Side	End	Side	End	Side	End	Side	End	Side
2.0 m	S	-	-	1.68	1.27	1.55	1.00	1.39	0.77	1.24	0.65	1.15	0.54	1.08	0.51
	T	-	-	1.52	1.23	1.09	0.94	0.86	0.76	0.71	0.62	0.58	0.51	0.55	0.48
1.0 m	S	3.56	1.49	2.57	1.16	2.00	0.94	1.64	0.77	1.39	0.63	1.18	0.53	1.04	0.48
	T	1.65	1.42	1.32	1.11	1.03	0.89	0.85	0.72	0.70	0.59	0.57	0.50	0.51	0.45
0 m	S	3.03	1.36	2.44	1.07	1.91	0.85	1.57	0.69	1.28	0.59	1.06	0.50	0.97	0.47
	T	1.56	1.32	1.16	1.02	0.94	0.82	0.77	0.67	0.64	0.56	0.55	0.47	0.51	0.44

All values in tons (t) were determined acc. to ISO 10567 and include a stability factor of 1.33 or 87% of the hydraulic lifting capacity. All values were determined with quick-attach system but without bucket. In case of mounted-on work attachments, the deadweights of the work attachments must be deducted from the permissible payloads.

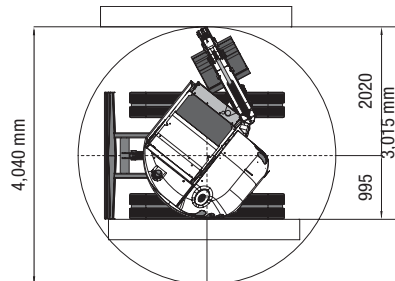
Working equipment: Rubber crawlers.

Abbreviations: S = Supported by blade, T = Traveling

Dimensions

Working equipment:

Monobloc boom with dipperstick 1,650 mm



Terex GmbH Schaeffstrasse 8
D-74595 Langenburg, Germany

PHONE +49 (0)7905 / 58-0 FAX +49 (0)7905 / 58114
EMAIL info@terex-schaeff.com WEB terex-schaeff.de

TC500108-EN (2) Effective date: January 2008. Product specifications and prices are subject to change without notice or obligation. The photographs and/or drawings in this document are for illustrative purposes only. Refer to the appropriate Operator's Manual for instructions on the proper use of this equipment. Failure to follow the appropriate Operator's Manual when using our equipment or to otherwise act irresponsibly may result in serious injury or death. The only warranty applicable to our equipment is the standard written warranty applicable to the particular product and sale and Terex makes no other warranty, express or implied. Products and services listed may be trademarks, service marks or trade-names of Terex Corporation and/or its subsidiaries in the USA and other countries. All rights are reserved. Terex® is a registered trademark of Terex Corporation in the USA and many other countries. Copyright 2008 Terex Corporation.