



OPERATING WEIGHT	12.5 t
ENGINE OUTPUT	119 kW (162 HP)
BUCKET CAPACITY	2.0-3.5 m³
TIPPING LOAD, STRAIGHT	8.7 t
TIPPING LOAD, ARTICULATED	7.6 t



Wheeled Loader TL210

Technical data

Engine	
Manufacturer, model	Cummins, QSB 6.7
Type	6-cylinder, turbocharged diesel engine, COM III/EPA III
Combustion	4-stroke, Common Rail injection
Displacement	6,700 cm ³
Net power rating at 2,200 rpm (ISO 9249)	119 kW (162 hp)
Cooling system	Water
Electrical system	
Nominal voltage	24 V
Lighting system in compliance with German and European standards.	
Power transmission	
Hydrostatic drive, closed circuit, independent from loader hydraulics. Perfected driving automatics, automatic adjustment of drawbar pull and speed. Hydraulic motor power shift providing two speed ranges. Infinitely variable speed control forward and reverse. 4-wheel drive from reduction gear on rear axle via cardan shaft to front axle. Brake inching pedal.	
2 gears:	
"Speed range I"	0-6 km/h
"Speed range II"	0-40 km/h
Axles	
Front: Rigid planetary final drive axle. Limited slip-type differential.	
Rear: Oscillating (with cushioning) planetary final drive axle, with integrated reduction gear. Limited slip-type differential.	
Oscillation	± 12°
Tires	
Standard	20.5-25 EM 60 12 PR
Option	20.5 R 25 XTLA TL Michelin
Option	20.5 R 25 XHA TL Michelin
Option	20.5 R 25 XLDD2A Michelin
Option	20.5 R 25 XMine D2 Michelin
Option	20.5-25 EM 12 PR SGLD Goodyear
Option	20.5 R 25 RL-2 Goodyear
Option	20.5 R 25 GP-2B Goodyear
Non-standard tires available on request	
Brakes	
Service brake: Hydraulically actuated two-circuit power brake system. Oil-immersed multi-disc brakes in both axles, acting on all 4 wheels via 4-wheel drive.	
Auxiliary brake: Hydrostatic drive provides dynamic braking.	
Parking brake: Spring-loaded brake acting on multi-disc brakes on both axle shafts.	
Steering	
Articulated, 2 steering cylinders with final positioning damping on both sides, fully hydraulic through Load-Sensing priority valve, quick and easy steering even at engine idle-running speed.	
Total steering angle	80°
Fluid Capacities	
Fuel tank	240 l
Hydraulic system (incl. tank)	135 l

Operating data, standard equipment

Operating weight (ISO 6016)	12,500 kg
Tipping load, straight, arms horizontal (ISO 14397-1), directly mounted / QAS	8,700 / 8,340 kg
Tipping load, articulated, arms horizontal (ISO 14397-1), directly mounted / QAS	7,600 / 7,280 kg
Total length, bucket on ground	7,095 mm
Total width	2,500 mm
Turning radius at outside bucket edge	5,970 mm
Wheelbase	3,100 mm
Total height (top of cab)	3,260 mm

Hydraulic system

Max. pump capacity	160 l/min
Max. working pressure	270 bar
Control unit: Proportional hydraulic valve (LUDV) with 3 control circuits. Simultaneous, independent control of all movements. Single, four-way control lever (multi-function lever) for 1 tilt and 2 lift cylinders with integrated travel direction selector switch and switch for additional control circuit. Control circuits "Lift / Lower" and "Tilt-back / Dump" pilot-operated. Float position in control circuit "Lowering", electro-hydraulically operated. Electrically operated valve for additional control circuit provided as standard.	

Loader frame

Loader frame with TSP-linkage, attachments directly mounted.	
General-purpose bucket (ISO 7546)	2.1 m ³
Lift capacity at ground level (ISO 14397-2)	123,400 N
Breakout force at bucket edge (ISO 14397-2)	106,000 N

Fork Lift Attachment

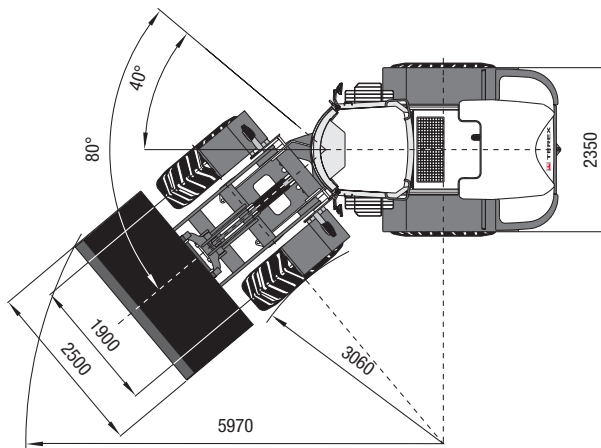
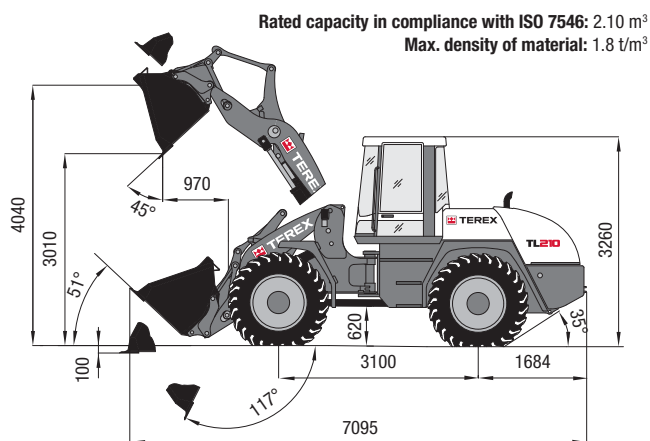
Payload over the total lift and steering range	4,500 kg
Payload in transport position, approx. 300 mm above ground level, total steering range	5,000 kg
Width of fork carrier	1,900 mm
Length pallet forks (150x60 mm)	1,200 mm
Stability factor	1,25
Payload determined on level ground = 80% of tipping load, articulated	

Cab

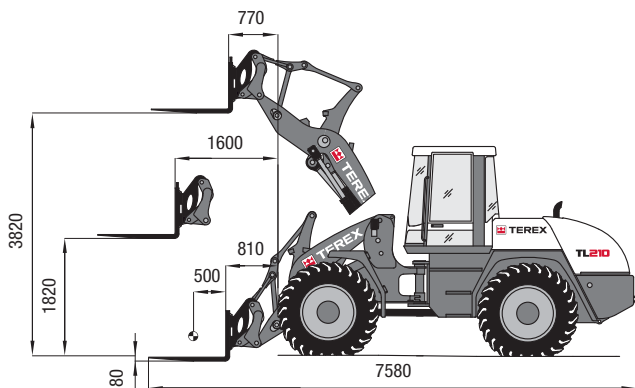
Rubber-mounted full-vision steel cab, ROPS (acc. to ISO 3471) and FOPS (acc. to ISO 3449) certified.	
Cab featuring two doors, electric windshield intermittent wipers and washer (front and rear), tinted panoramic safety glass, sliding window on left-hand side.	
Driver's seat with hydraulic cushioning and lap belt, weight-adjustable, in compliance with ISO 7096 and ISO 6683.	
Cab heating with 3-speed heater fan (choice fresh air/recirculating air) and windshield defroster, front and rear.	
Automatic climate control.	
Tilt and height adjustable steering wheel.	
Radio pre-installation.	
Sound level values in compliance with EC-directives.	

Wheeled Loader TL210

Dimensions: General-Purpose Bucket

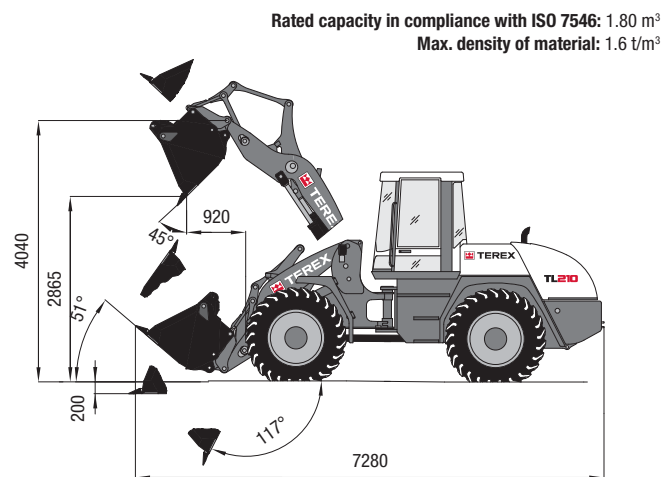


Fork Lift Attachment



Payload over total lift range: 4,500 kg
Payload, transport position: 5,000 kg

Multi-Purpose Bucket



Bucket Type

	Capacity	Density	Width	Dump height
General-purpose bucket, QAS, teeth	2.00 m ³	1.8 t/m ³	2,500 mm	2,980 mm
General-purpose bucket, QAS, bolt-on cutting edge	2.00 m ³	1.8 t/m ³	2,500 mm	2,940 mm
General-purpose bucket, directly mounted, teeth	2.10 m ³	1.8 t/m ³	2,500 mm	3,010 mm
General-purpose bucket, directly mounted, bolt-on cutting edge	2.10 m ³	1.8 t/m ³	2,500 mm	2,970 mm
Earth bucket, QAS, teeth	2.20 m ³	1.6 t/m ³	2,500 mm	2,940 mm
Earth bucket, QAS, bolt-on cutting edge	2.20 m ³	1.6 t/m ³	2,500 mm	2,890 mm
Light-material bucket, QAS, bolt-on cutting edge	2.80 m ³	1.2 t/m ³	2,500 mm	2,750 mm
Light-material bucket, directly mounted, bolt-on cutting edge	3.50 m ³	0.8 t/m ³	2,800 mm	2,670 mm
Multi-purpose bucket, QAS, teeth	1.80 m ³	1.6 t/m ³	2,500 mm	2,865 mm
High-tip bucket, QAS, bolt-on cutting edge	2.00 m ³	1.2 t/m ³	2,500 mm	4,450 mm
Examples of Material Densities				
Granite, Basalt, Sand (damp), Gravel (damp), Slate:	1.8 - 2.2 t/m ³	Topsoil, Clay, Mineral coal:	1.1 - 1.6 t/m ³	
Sandstone, Gypsum, Limestone, Soil (damp), Sand (dry), Gravel (dry):	1.5 - 1.8 t/m ³	Wood chips (dry), Compost, Coke:	0.2 - 1.0 t/m ³	



Terex GmbH Schaeffstrasse 8
D-74595 Langenburg, Germany

PHONE +49 (0)7905 / 58-0 FAX +49 (0)7905 / 58114
EMAIL info@terex-schaeff.com WEB terex.com

TL210-EN (2) Effective date: January 2010. Product specifications and prices are subject to change without notice or obligation. The photographs and/or drawings in this document are for illustrative purposes only. Refer to the appropriate Operator's Manual for instructions on the proper use of this equipment. Failure to follow the appropriate Operator's Manual when using our equipment or to otherwise act irresponsibly may result in serious injury or death. The only warranty applicable to our equipment is the standard written warranty applicable to the particular product and sale and Terex makes no other warranty, express or implied. Products and services listed may be trademarks, service marks or trade-names of Terex Corporation and/or its subsidiaries in the USA and other countries. All rights are reserved. Terex® is a registered trademark of Terex Corporation in the USA and many other countries. Copyright 2010 Terex Corporation.

Ref.-No.: TEREX 573UK