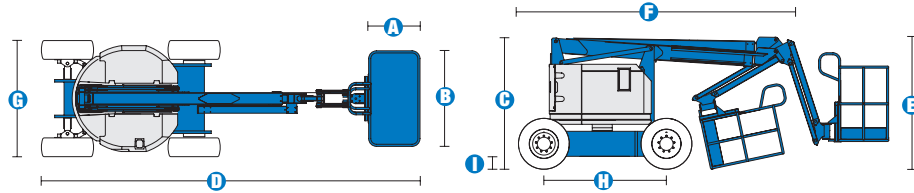
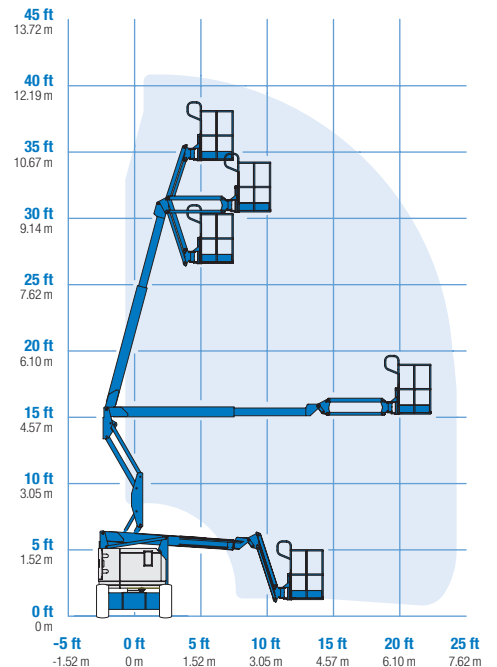


Specifications



RANGE OF MOTION Z™-34/22 DC/Bi



MODELS	Z™-34/22 DC		Z™-34/22 Bi-Energy	
	Metric	US	Metric	US
Working height maximum*	12.52 m	40 ft 6 in	12.52 m	40 ft 6 in
Platform height maximum	10.52 m	34 ft 6 in	10.52 m	34 ft 6 in
Horizontal reach maximum	6.78 m	22 ft 3 in	6.78 m	22 ft 3 in
Up and over clearance - at platform	4.57 m	15 ft	4.57 m	15 ft
at jib	4.55 m	14 ft 11 in	4.55 m	14 ft 11 in
A Platform length	76 cm	2 ft 6 in	76 cm	2 ft 6 in
B Platform width	1.42 m	4 ft 8 in	1.42 m	4 ft 8 in
C Height - stowed	2 m	6 ft 7 in	2 m	6 ft 7 in
D Length - stowed	5.64 m	18 ft 6 in	5.64 m	18 ft 6 in
E Storage height	2.26 m	7 ft 5 in	2.26 m	7 ft 5 in
F Storage length	4.08 m	13 ft 5 in	4.08 m	13 ft 5 in
G Width	1.73 m	5 ft 8 in	1.73 m	5 ft 8 in
H Wheelbase	1.88 m	6 ft 2 in	1.88 m	6 ft 2 in
I Ground clearance - centre	15 cm	6 in	15 cm	6 in

PRODUCTIVITY

Lift capacity	227 kg	500 lbs	227 kg	500 lbs
Platform rotation	180°	180°	180°	180°
Vertical jib rotation	139°	139°	139°	139°
Turntable rotation	355° non-continuous		355° non-continuous	
Turntable tailswing	zero	zero	zero	zero
Drive speed - stowed	6.4 km/h	4.0 mph	6.4 km/h	4.0 mph
Drive speed - raised**	1.1 km/h	0.68 mph	1.1 km/h	0.68 mph
Gradeability - stowed***	30%	30%	30%	30%
Turning radius - inside	1.75 m	5 ft 9 in	1.75 m	5 ft 9 in
Turning radius - outside	3.98 m	13 ft 1 in	3.98 m	13 ft 1 in
Controls	24 V DC proportional		24 V DC proportional	
Tyres - air filled	23 x 37 cm	9 x 14.5 in	23 x 37 cm	9 x 14.5 in

POWER

Power Source	48 V DC (eight 6 V batteries 315 Ah capacity)		48 V DC (eight 6 V batteries 315 Ah capacity) with Kubota 12 Hp (8.9 kw) diesel driven alternator	
Auxiliary Power Unit	24 V DC	24 V DC	24 V DC	24 V DC
Hydraulic Tank Capacity	15.1 L	4 gal	15.1 L	4 gal

WEIGHT****

	4,990 kg	11,000 lbs	5,443 kg	12,000 lbs
--	----------	------------	----------	------------

STANDARDS COMPLIANCE

CE EN280, PB-10-611-03

* The metric equivalent of working height adds 2 m to platform height. U.S. adds 6 ft to platform height.

** In lift mode (platform raised), the machine is designed to operate on firm, level surfaces only.

*** Gradeability applies to driving on slopes. See operator's manual for details regarding slope ratings.

**** Weight will vary depending on options and/or country standards.

Features

EASILY CONFIGURED TO MEET YOUR NEEDS

PLATFORM OPTIONS

- Steel 1.42 m (4 ft 8 in) (standard)
- Steel 1.22 m (4 ft)

JIB

- 1.22 m (4 ft) jib boom

POWER

- 48 V DC power source

BATTERY CHARGING OPTIONS

- 25 Amp 48 V on-board charger
- On-board alternator powered by Kubota diesel 12 hp (8.9 kW) engine

DRIVE

- 2 x 4

TYRE OPTIONS

- Industrial air-filled (standard)
- Industrial foam-filled
- Industrial non-marking air-filled
- Industrial non-marking foam-filled
- Sealant treated air-filled

STANDARD FEATURES

MEASUREMENTS

- 12.52 m (40 ft 6 in) working height
- 6.78 m (22 ft 3 in) horizontal reach
- 4.55 m (14 ft 11 in) up-and-over clearance
- Up to 227 kg (500 lb) lift capacity

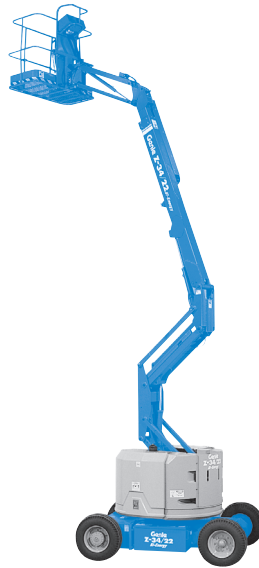
PRODUCTIVITY

- 1.22 m (4 ft) jib boom with 139° working range
- Self-levelling platform
- Hydraulic platform rotation
- Fully proportional controls
- Drive enable
- AC power to platform
- Horn
- Hour meter
- Tilt alarm
- 355° non-continuous turntable rotation
- Locking turntable covers (Bi-Energy only)
- Zero tailswing
- Sep-Ex drive system
- Certified load sensor

STANDARD FEATURES cont.

POWER

- 48 V deep cycle battery pack
- 24 V DC auxiliary power
- Battery charge indicator (BCI)



OPTIONS & ACCESSORIES

PRODUCTIVITY

- Platform swing gate
- Half-mesh platform inserts with swing gate
- Air line to platform
- Deluxe aircraft protection package
- Basic hostile environment kit (Bi-Energy only)
- Tool tray
- Fluorescent tube caddy
- Pipe cradle (pair)
- Alarm package
- Platform work lights
- Lockable platform control box covers
- Arctic oil

POWER

- Low voltage interrupt with BCI
- Cold Start Package (Bi-Energy only)

European Offices

UK

The Maltings
Wharf Road
Grantham NG31 6BH
UK
Tel: +44 (0)1476 584333
Fax: +44 (0)1476 584334

France

10, ZA de la Croix St. Mathieu
28320 Gallardon
France
Tel: +33 (0)2 37 26 09 99
Fax: +33 (0)2 37 26 09 98

Germany

Finienweg 3
28832 Achim/Bremen
Germany
Tel: +49 (0)4202 8852-0
Fax: +49 (0)4202 8852-25

Spain

Gaià 31, Pol. Ind. Plà d'en Coll
08110 Montcada i Reixac
Barcelona
Spain
Tel: +34 93 572 50 90
Fax: +34 93 572 50 91

Scandinavia

Tagenevägen 72
425 37 Hisings Kärra
Sweden
Tel: +46 31 57 51 00
Fax: +46 31 57 90 20

Genie United States

18340 NE 76th Street
P.O. Box 97030
Redmond, Washington 98073-9730
USA
Tel: +1 425 881-1800
Fax: +1 425 883-3475

WEB: www.genieindustries.com
Email: infoeurope@genieind.com

Distributed By: